




QUARTERLY REPORT OF REVENUE AND OTHER RECEIPTS
As at the Quarter Ending December 31, 2023

Department : State Universities and Colleges (SUCs)
Agency/Entity : Cebu Normal University
Operating Unit : < not applicable >
Organization Code (UACS) : 08 070 0000000
Fund Cluster : 05 - Internally Generated Funds

Classification/Sources of Revenue and Other Receipts	UACS CODE	REVENUE TARGET (Annual) per BESF	Actual Revenue and Other Receipts Collections					Cumulative Remittance/Deposits to Date			Variance		Remarks
			1st Quarter Ending March 31	2nd Quarter Ending June 30	3rd Quarter Ending September 30	4th Quarter Ending December 31	Total	Remittance to BTr	Deposited with AGDB	Total	Amount	%	
1	2	3	4	5	6	7	8=(4+5+6+7)	9	10	11=(9+10)	12=(8-3)	13=(12/3)	14
Internally Generated Funds		69,665,000.00	5,832,376.43	3,168,258.45	69,447,955.92	24,997,108.07	103,445,698.87	103,445,698.87	103,445,698.87	206,891,397.74	33,780,698.87	48 %	
Non-Revenue Collections/Other Receipts		69,665,000.00	5,832,376.43	3,168,258.45	69,447,955.92	24,997,108.07	103,445,698.87	103,445,698.87	103,445,698.87	206,891,397.74	33,780,698.87	48 %	
Cash Receipts		69,665,000.00	5,832,376.43	3,168,258.45	69,447,955.92	24,997,108.07	103,445,698.87	103,445,698.87	103,445,698.87	206,891,397.74	33,780,698.87	48 %	
Non-Tax		69,665,000.00	5,832,376.43	3,168,258.45	69,447,955.92	24,997,108.07	103,445,698.87	103,445,698.87	103,445,698.87	206,891,397.74	33,780,698.87	48 %	
Tuition Fees	4020201001	58,592,858.00	1,020,276.17	0.00	62,294,313.50	17,250,945.00	80,565,534.67	80,565,534.67	80,565,534.67	161,131,069.34	21,972,676.67	38 %	
Other School Fees	4020201099	10,512,142.00	4,035,868.01	2,436,850.00	6,122,158.71	7,323,395.00	19,918,271.72	19,918,271.72	19,918,271.72	39,836,543.44	9,406,129.72	89 %	
Other Fees	4020217099	560,000.00	776,232.25	731,408.45	1,031,483.71	422,768.07	2,961,892.48	2,961,892.48	2,961,892.48	5,923,784.96	2,401,892.48	429 %	
GRAND TOTAL		69,665,000.00	5,832,376.43	3,168,258.45	69,447,955.92	24,997,108.07	103,445,698.87	103,445,698.87	103,445,698.87	206,891,397.74	33,780,698.87	48 %	

Certified Correct:

CHARLOTTE B. ROSALES
Budget Officer III

Recommending Approval By:

DR. EVELYN G. TRADIO
Chief Administrative Officer - Finance

Approved By:

DR. DANIEL A. ARIASO, SR.
SUC President III