

**STATEMENT OF APPROVED BUDGET, UTILIZATIONS, DISBURSEMENTS AND BALANCES**  
(For Off-Budgetary Funds)

As at the Quarter Ending September 30, 2023


Department : State Universities and Colleges (SUCs)  
 Agency/Entity : Cebu Normal University  
 Operating Unit : < not applicable >  
 Organization Code (UACS) : 08 070 0000000  
 Fund Cluster : 06 - Internally Generated Funds  
 (e.g. UACS Fund Cluster: 06-Internally Generated Funds)


Particulars	UACS CODE	Approved Budget						Utilizations						Disbursements				Balances	
		3	4	Adjusted Budgeted Revenue	5=(3+4)	1st Quarter	2nd Quarter	3rd Quarter	4th Quarter	Total	1st Quarter	2nd Quarter	3rd Quarter	4th Quarter	Total	16=(5-10)	Unpaid Obligations (10-15)=(17-18)		
						Ending March 31	Ending June 30	Ending September 30	Ending December 31		Ending March 31	Ending June 30	Ending September 30	Ending December 31				Ending March 31	Ending June 30
General Administration and Support	1000000000000000	83,746,138.00	0.00	83,746,138.00	83,746,138.00	6,368,888.00	6,368,888.00	6,966,109.00	6,966,109.00	2,508,415.00	2,508,415.00	2,508,415.00	2,508,415.00	15,843,412.00	67,802,728.00	0.00	0.00		
General Management and Supervision	100000100001000	83,746,138.00	0.00	83,746,138.00	83,746,138.00	6,368,888.00	6,368,888.00	6,966,109.00	6,966,109.00	2,508,415.00	2,508,415.00	2,508,415.00	2,508,415.00	15,843,412.00	67,802,728.00	0.00	0.00		
PS		2,957,379.00	0.00	2,957,379.00	2,957,379.00	575,260.00	575,260.00	610,116.00	610,116.00	365,191.00	365,191.00	365,191.00	365,191.00	1,550,567.00	1,406,812.00	0.00	0.00		
MOOE		54,388,125.00	0.00	54,388,125.00	54,388,125.00	4,072,628.00	4,072,628.00	4,352,681.00	4,352,681.00	1,833,665.00	1,833,665.00	1,833,665.00	1,833,665.00	10,279,154.00	44,108,971.00	0.00	0.00		
CO		26,400,634.00	0.00	26,400,634.00	26,400,634.00	1,720,800.00	1,720,800.00	2,003,332.00	2,003,332.00	289,559.00	289,559.00	289,559.00	289,559.00	4,013,691.00	22,366,943.00	0.00	0.00		
Sub-Total, General Administration and Support		83,746,138.00	0.00	83,746,138.00	83,746,138.00	6,368,888.00	6,368,888.00	6,966,109.00	6,966,109.00	2,508,415.00	2,508,415.00	2,508,415.00	2,508,415.00	15,843,412.00	67,802,728.00	0.00	0.00		
PS		2,957,379.00	0.00	2,957,379.00	2,957,379.00	575,260.00	575,260.00	610,116.00	610,116.00	365,191.00	365,191.00	365,191.00	365,191.00	1,550,567.00	1,406,812.00	0.00	0.00		
MOOE		54,388,125.00	0.00	54,388,125.00	54,388,125.00	4,072,628.00	4,072,628.00	4,352,681.00	4,352,681.00	1,833,665.00	1,833,665.00	1,833,665.00	1,833,665.00	10,279,154.00	44,108,971.00	0.00	0.00		
FinEx (if Applicable)		0.00	0.00	0.00	0.00	0.00	0.00	0.00	0.00	0.00	0.00	0.00	0.00	0.00	0.00	0.00	0.00		
CO		26,400,634.00	0.00	26,400,634.00	26,400,634.00	1,720,800.00	1,720,800.00	2,003,332.00	2,003,332.00	289,559.00	289,559.00	289,559.00	289,559.00	4,013,691.00	22,366,943.00	0.00	0.00		
Support to Operations	2000000000000000	4,027,753.00	0.00	4,027,753.00	4,027,753.00	242,288.00	242,288.00	717,722.00	717,722.00	0.00	0.00	0.00	0.00	960,010.00	3,067,743.00	0.00	0.00		
Auxiliary Services	200000100001000	4,027,753.00	0.00	4,027,753.00	4,027,753.00	242,288.00	242,288.00	717,722.00	717,722.00	0.00	0.00	0.00	0.00	960,010.00	3,067,743.00	0.00	0.00		
PS		200,000.00	0.00	200,000.00	200,000.00	2,130.00	2,130.00	281.00	281.00	0.00	0.00	0.00	0.00	2,411.00	197,589.00	0.00	0.00		
MOOE		600,000.00	0.00	600,000.00	600,000.00	240,158.00	240,158.00	618,441.00	618,441.00	0.00	0.00	0.00	0.00	858,599.00	2,369,154.00	0.00	0.00		
Sub-Total, Support to Operations		4,027,753.00	0.00	4,027,753.00	4,027,753.00	242,288.00	242,288.00	717,722.00	717,722.00	0.00	0.00	0.00	0.00	960,010.00	3,067,743.00	0.00	0.00		
PS		200,000.00	0.00	200,000.00	200,000.00	2,130.00	2,130.00	281.00	281.00	0.00	0.00	0.00	0.00	2,411.00	197,589.00	0.00	0.00		
MOOE		3,227,753.00	0.00	3,227,753.00	3,227,753.00	240,158.00	240,158.00	618,441.00	618,441.00	0.00	0.00	0.00	0.00	858,599.00	2,369,154.00	0.00	0.00		
FinEx (if Applicable)		0.00	0.00	0.00	0.00	0.00	0.00	0.00	0.00	0.00	0.00	0.00	0.00	0.00	0.00	0.00	0.00		
CO		600,000.00	0.00	600,000.00	600,000.00	240,158.00	240,158.00	618,441.00	618,441.00	0.00	0.00	0.00	0.00	858,599.00	2,369,154.00	0.00	0.00		
Operations	3000000000000000	45,122,127.00	0.00	45,122,127.00	45,122,127.00	5,899,230.00	5,899,230.00	6,132,398.00	6,132,398.00	7,365,497.00	7,365,497.00	7,365,497.00	7,365,497.00	19,397,125.00	25,725,002.00	0.00	0.00		
UCO - Reserve and quality tertiary education ensures to achieve inclusive growth and access of poor but deserving students to quality tertiary education increased	3100000000000000	25,134,730.00	0.00	25,134,730.00	25,134,730.00	3,189,427.00	3,189,427.00	2,220,083.00	2,220,083.00	5,930,995.00	5,930,995.00	5,930,995.00	5,930,995.00	11,340,505.00	13,794,225.00	0.00	0.00		
HIGHER EDUCATION PROGRAM	3101000000000000	25,134,730.00	0.00	25,134,730.00	25,134,730.00	3,189,427.00	3,189,427.00	2,220,083.00	2,220,083.00	5,930,995.00	5,930,995.00	5,930,995.00	5,930,995.00	11,340,505.00	13,794,225.00	0.00	0.00		
Provision of Higher Education Services	310100100001000	7,223,184.00	0.00	7,223,184.00	7,223,184.00	2,223,047.00	2,223,047.00	1,271,701.00	1,271,701.00	0.00	0.00	0.00	0.00	3,494,748.00	3,726,436.00	0.00	0.00		
PS		16,111,546.00	0.00	16,111,546.00	16,111,546.00	966,380.00	966,380.00	948,382.00	948,382.00	5,930,995.00	5,930,995.00	5,930,995.00	5,930,995.00	7,845,757.00	8,265,769.00	0.00	0.00		
MOOE		1,800,000.00	0.00	1,800,000.00	1,800,000.00	0.00	0.00	0.00	0.00	0.00	0.00	0.00	0.00	1,800,000.00	1,800,000.00	0.00	0.00		
CO		17,609,027.00	0.00	17,609,027.00	17,609,027.00	1,465,214.00	1,465,214.00	2,918,975.00	2,918,975.00	1,296,086.00	1,296,086.00	1,296,086.00	1,296,086.00	5,680,275.00	11,928,752.00	0.00	0.00		
CO - Higher education research improved to promote economic productivity and innovation	3200000000000000	17,609,027.00	0.00	17,609,027.00	17,609,027.00	1,465,214.00	1,465,214.00	2,918,975.00	2,918,975.00	1,296,086.00	1,296,086.00	1,296,086.00	1,296,086.00	5,680,275.00	11,928,752.00	0.00	0.00		




Department : State Universities and Colleges (SUCs)  
 Agency/Entity : Cebu Normal University  
 Operating Unit : < not applicable >  
 Organization Code (UACS) : 08 070 0000000  
 Fund Cluster : 05 - Internally Generated Funds  
 (e.g. UACS Fund Cluster: 05-Internally Generated Funds and 06-Business Related Funds)

Particulars	UACS CODE	Approved Budget			Utilizations					Disbursements					Balances		
		Approved Budgeted Revenue	Adjustments (Reductions, Modifications/ Augmentations)	Adjusted Budgeted Revenue	1st Quarter Ending March 31	2nd Quarter Ending June 30	3rd Quarter Ending September 30	4th Quarter Ending December 31	Total	1st Quarter Ending March 31	2nd Quarter Ending June 30	3rd Quarter Ending September 30	4th Quarter Ending December 31	Total	Unutilized Budget	Unpaid Obligations (10-15)=(17+18)	
																5=[(3+(-4))]	6
1	2	3	4	5	6	7	8	9	10	11	12	13	14	15	16	17	18
ADVANCED EDUCATION PROGRAM	3201000000000000	16,109,027.00	0.00	16,109,027.00	1,296,086.00	1,227,478.00	2,773,145.00	0.00	5,296,709.00	1,296,086.00	1,227,478.00	2,773,145.00	0.00	5,296,709.00	10,812,318.00	0.00	0.00
Provision of Advanced Education Services	320100100001000	16,109,027.00	0.00	16,109,027.00	1,296,086.00	1,227,478.00	2,773,145.00	0.00	5,296,709.00	1,296,086.00	1,227,478.00	2,773,145.00	0.00	5,296,709.00	10,812,318.00	0.00	0.00
PS		13,609,027.00	0.00	13,609,027.00	1,296,086.00	1,227,478.00	1,424,813.00	0.00	3,948,377.00	1,296,086.00	1,227,478.00	1,424,813.00	0.00	3,948,377.00	9,660,650.00	0.00	0.00
MOOE		2,500,000.00	0.00	2,500,000.00	0.00	0.00	1,348,332.00	0.00	1,348,332.00	0.00	0.00	1,348,332.00	0.00	1,348,332.00	1,151,668.00	0.00	0.00
RESEARCH PROGRAM	3202000000000000	1,500,000.00	0.00	1,500,000.00	0.00	237,736.00	145,830.00	0.00	383,566.00	0.00	237,736.00	145,830.00	0.00	383,566.00	1,116,434.00	0.00	0.00
Conduct of Research Services	320200100001000	1,500,000.00	0.00	1,500,000.00	0.00	237,736.00	145,830.00	0.00	383,566.00	0.00	237,736.00	145,830.00	0.00	383,566.00	1,116,434.00	0.00	0.00
PS		0.00	0.00	0.00	0.00	0.00	0.00	0.00	0.00	0.00	0.00	0.00	0.00	0.00	0.00	0.00	0.00
MOOE		500,000.00	0.00	500,000.00	0.00	237,736.00	145,830.00	0.00	383,566.00	0.00	237,736.00	145,830.00	0.00	383,566.00	116,434.00	0.00	0.00
CO		1,000,000.00	0.00	1,000,000.00	0.00	0.00	0.00	0.00	0.00	0.00	0.00	0.00	0.00	0.00	1,000,000.00	0.00	0.00
CO : Community engagement increased	3300000000000000	2,378,370.00	0.00	2,378,370.00	138,416.00	1,244,589.00	993,340.00	0.00	2,376,345.00	138,416.00	1,244,589.00	993,340.00	0.00	2,376,345.00	2,025.00	0.00	0.00
TECHNICAL ADVISORY EXTENSION PROGRAM	3301000000000000	2,378,370.00	0.00	2,378,370.00	138,416.00	1,244,589.00	993,340.00	0.00	2,376,345.00	138,416.00	1,244,589.00	993,340.00	0.00	2,376,345.00	2,025.00	0.00	0.00
Provision of Extension Services	330100100001000	2,378,370.00	0.00	2,378,370.00	138,416.00	1,244,589.00	993,340.00	0.00	2,376,345.00	138,416.00	1,244,589.00	993,340.00	0.00	2,376,345.00	2,025.00	0.00	0.00
MOOE		2,378,370.00	0.00	2,378,370.00	138,416.00	1,244,589.00	993,340.00	0.00	2,376,345.00	138,416.00	1,244,589.00	993,340.00	0.00	2,376,345.00	2,025.00	0.00	0.00
Sub-Total, Operations		45,122,127.00	0.00	45,122,127.00	7,365,497.00	5,899,230.00	6,132,398.00	0.00	19,397,125.00	7,365,497.00	5,899,230.00	6,132,398.00	0.00	19,397,125.00	25,725,002.00	0.00	0.00
PS		20,832,211.00	0.00	20,832,211.00	1,296,086.00	3,450,525.00	2,686,514.00	0.00	7,443,125.00	1,296,086.00	3,450,525.00	2,686,514.00	0.00	7,443,125.00	13,389,086.00	0.00	0.00
MOOE		21,489,916.00	0.00	21,489,916.00	6,069,411.00	2,448,705.00	3,435,884.00	0.00	11,954,000.00	6,069,411.00	2,448,705.00	3,435,884.00	0.00	11,954,000.00	9,535,916.00	0.00	0.00
FinEx (If Applicable)		0.00	0.00	0.00	0.00	0.00	0.00	0.00	0.00	0.00	0.00	0.00	0.00	0.00	0.00	0.00	0.00
CO		2,800,000.00	0.00	2,800,000.00	0.00	0.00	0.00	0.00	0.00	0.00	0.00	0.00	0.00	0.00	2,800,000.00	0.00	0.00
GRAND TOTAL		132,896,018.00	0.00	132,896,018.00	9,873,912.00	12,510,406.00	13,816,228.00	0.00	36,200,547.00	9,873,912.00	12,510,406.00	13,816,228.00	0.00	36,200,547.00	96,695,471.00	0.00	0.00
PS		23,989,590.00	0.00	23,989,590.00	1,661,277.00	4,027,915.00	3,306,911.00	0.00	8,996,103.00	1,661,277.00	4,027,915.00	3,306,911.00	0.00	8,996,103.00	14,993,487.00	0.00	0.00
MOOE		79,105,794.00	0.00	79,105,794.00	7,923,076.00	6,781,691.00	8,406,986.00	0.00	23,091,753.00	7,923,076.00	6,781,691.00	8,406,986.00	0.00	23,091,753.00	58,014,041.00	0.00	0.00
FinEx (If Applicable)		0.00	0.00	0.00	0.00	0.00	0.00	0.00	0.00	0.00	0.00	0.00	0.00	0.00	0.00	0.00	0.00
CO		29,800,634.00	0.00	29,800,634.00	289,559.00	1,720,800.00	2,102,332.00	0.00	4,112,691.00	289,559.00	1,720,800.00	2,102,332.00	0.00	4,112,691.00	25,687,943.00	0.00	0.00

Certified Correct:  
  
 CHARLOTTE B. ROSALES  
 Budget Officer III

Recommending Approval By:  
  
 DR. EVELYN G. RADIO  
 Chief Administrative Officer - Finance

Approved By:  
  
 DR. DANIEL A. ARIASO, SR.  
 SUC President III