

## QUARTERLY PHYSICAL REPORT OF OPERATION

**As of March 31, 2023**

Department : State Universities and Colleges (SUCs)

**Agency** : Cebu Normal University

**Operating Unit** : < not applicable >

**Organization Code (UACS) : 08 070 0000000**

[illegible]

**QUARTERLY PHYSICAL REPORT OF OPERATION**  
As of March 31, 2023

Department : State Universities and Colleges (SUCs)  
 Agency : Cebu Normal University  
 Operating Unit : < not applicable >  
 Organization Code (UACS) : 08 070 0000000

| Particulars  | UACS CODE        | Physical Target (Budget Year) |             |             |             |       | Physical Accomplishment (Budget Year) |             |             |             |        | Variance as of 03/31/2023 | Remarks |
|--|------------------|-------------------------------|-------------|-------------|-------------|-------|---------------------------------------|-------------|-------------|-------------|--------|---------------------------|---------|
|  |                  | 1st Quarter                   | 2nd Quarter | 3rd Quarter | 4th Quarter | Total | 1st Quarter                           | 2nd Quarter | 3rd Quarter | 4th Quarter | Total  |                           |         |
| 1  | 2                | 3                             | 4           | 5           | 6           | 7     | 8                                     | 9           | 10          | 11          | 12     | 13                        | 14      |
| c. producing technologies for commercialization or livelihood improvement or                             |                  |                               |             |             |             |       |                                       |             |             |             |        |                           |         |
| d. whose research work resulted in an extension program  |                  |                               |             |             |             |       |                                       |             |             |             |        |                           |         |
| Output Indicators  |                  |                               |             |             |             |       |                                       |             |             |             |        |                           |         |
| 1. Percentage of graduate students enrolled in research degree programs                                  |                  |                               |             |             | 77%         | 77%   |                                       |             |             |             |        |                           |         |
| 2. Percentage of accredited graduate programs  |                  |                               |             |             | 75%         | 75%   |                                       |             |             |             |        |                           |         |
| RESEARCH PROGRAM   | 3202000000000000 |                               |             |             |             |       |                                       |             |             |             |        |                           |         |
| OO : Higher education research improved to promote economic productivity and innovation                  |                  |                               |             |             |             |       |                                       |             |             |             |        |                           |         |
| Outcome Indicator  |                  |                               |             |             |             |       |                                       |             |             |             |        |                           |         |
| 1. Number of research outputs in the last three years utilized by the industry or by other beneficiaries |                  |                               |             |             | 18          | 18    | 8                                     |             |             |             | 8      |                           |         |
| Output Indicators  |                  |                               |             |             |             |       |                                       |             |             |             |        |                           |         |
| 1. Number of research outputs completed within the year  |                  |                               |             |             | 67          | 67    | 10                                    |             |             |             | 10     |                           |         |
| 2. Percentage of research outputs published in internationally-refereed or CHED                          |                  |                               |             |             | 50%         | 50%   | 29.85%                                |             |             |             | 29.85% |                           |         |




Department : State Universities and Colleges (SUCs)  
 Agency : Cebu Normal University  
 Operating Unit : < not applicable >  
 Organization Code (UACS) : 08 070 0000000

| Particulars  | UACS CODE        | Physical Target (Budget Year) |             |             |             |       | Physical Accomplishment (Budget Year) |             |             |             |       | Variance as of 03/31/2023 | Remarks |
|--|------------------|-------------------------------|-------------|-------------|-------------|-------|---------------------------------------|-------------|-------------|-------------|-------|---------------------------|---------|
|  |                  | 1st Quarter                   | 2nd Quarter | 3rd Quarter | 4th Quarter | Total | 1st Quarter                           | 2nd Quarter | 3rd Quarter | 4th Quarter | Total |                           |         |
| 1  | 2                | 3                             | 4           | 5           | 6           | 7     | 8                                     | 9           | 10          | 11          | 12    | 13                        | 14      |
| recognized journal within the year   |                  |                               |             |             |             |       |                                       |             |             |             |       |                           |         |
| TECHNICAL ADVISORY EXTENSION PROGRAM   | 3301000000000000 |                               |             |             |             |       |                                       |             |             |             |       |                           |         |
| OO : Community engagement increased  |                  |                               |             |             |             |       |                                       |             |             |             |       |                           |         |
| Outcome Indicator  |                  |                               |             |             |             |       |                                       |             |             |             |       |                           |         |
| 1. Number of active partnerships with LGUs, industries, NGOs, NGAs, SMEs, and other stakeholders as a result of extension activities |                  |                               |             |             | 15          | 15    | 10                                    |             |             |             | 10    |                           |         |
| Output Indicators  |                  |                               |             |             |             |       |                                       |             |             |             |       |                           |         |
| 1. Number of trainees weighted by the length of training   |                  |                               |             |             | 9970        | 9,970 | 2678                                  |             |             |             | 2678  |                           |         |
| 2. Number of extension programs organized and supported consistent with the SUC's mandated and priority programs                     |                  |                               |             |             | 12          | 12    | 4                                     |             |             |             | 4     |                           |         |
| 3. Percentage of beneficiaries who rate the training course/s as satisfactory or higher in terms of quality and relevance            |                  |                               |             |             | 85%         | 85%   | 92%                                   |             |             |             | 92%   |                           |         |


This report was generated using the Unified Reporting System on April 26, 2023 15:57 PM ; Status : SUBMITTED

Page 2 of 2


Prepared by:

  
 DR. MICHELLE MAE J. OLVIDO  
 Pres. Asst. for Planning and Development

In Coordination With:

  
 DR. EVELYN G. TRADIO  
 Chief Administrative Officer - Finance

Approved:

  
 DR. FILOMENA T. DAYAGBIL  
 OIC-Office of the University President